



aitken
COLLEGE
In Mind and Spirit

Annual Report

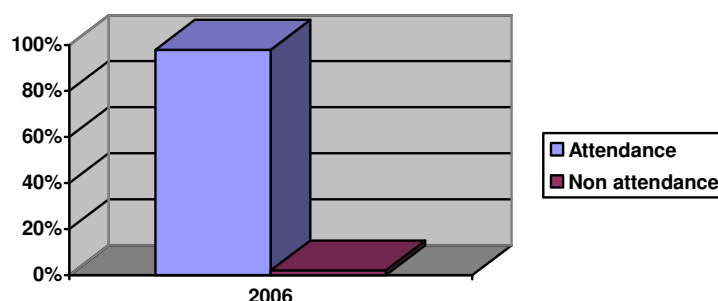
2006

TABLE OF CONTENTS

- 1. Staff Attendance**
- 2. Staff Retention**
- 3. Teacher Qualifications**
- 4. Expenditure & Teacher Participation in Professional Learning**
- 5. Student Attendance**
- 6. National Reading, Writing, Spelling & Numeracy Benchmarks**
- 7. Changes in Benchmark results from previous year**
- 8. Value Added**
- 9. Average Standardised Assessment Results for Years 9 & 10**
- 10. Senior Secondary School Outcomes**
- 11. Proportion of Year 9 students retained to Year 12**
- 12. Post-school destinations of students**
- 13. Parent, student and teacher satisfaction**

1. Staff Attendance

The average attendance rate for 2006 was 98%.



2. Staff Retention

The proportion of teaching staff retained from 2006 was 95%.

3. Teaching Staff Qualifications

ADAMS (Mrs)	Anne	BA, AMusA, Grad Dip Ed, Grad Dip Mus Th
ADAMS (Mr)	Simon	BA, Grad Dip Ed, Grad Dip IR/HR Mngt
AIYAPPAN (Mr)	Vincent	BA, Grad Dip T
BATCH (Ms)	Kerri	B Ed, M Ed, MACE
BEALE (Rev)	Jeanne	BA, B Thl, Ass Dip Com Dev
BEATY (Mr)	Matthew	B App Sc
BERNES (Mr)	Luciano	B Ed, Post Grad Stud Wel
BOND (Mr)	Shelton	BA (Hons), B Ed
CALDER (Ms)	Debra	B Ed
CAMILLERI (Mrs)	Linda	B Ed
CAPRARO (Ms)	Laura	B Ed, Grad Dip Info Mgt
CARRICK (Mr)	Terry	B Mus, Dip Mus Perf, Dip Ed
CARTA (Ms)	Graziella	B Sc, Grad Dip Ed (Sec)
CHRYSOSTOMOU (Ms)	Dianne	B A, Grad Dip Ed
CLIFTON (Mr)	Grant	BSc (Ed)
COOPER (Mr)	Michael	B Ed, Dip T
CRANSWICK (Mr)	Philip	B Ed, Dip Fine Art
CRAVEN (Mrs)	Lynne	Higher Dip T (Sec), Post Grad Dip Ed Stud
CRAVEN (Mr)	Steve	M Ed, B Sc, Dip Ed
CRISARA (Mrs)	Josie	B Sc, Grad Dip Ed, Grad Cert Maths, FSTAV, MSL
CROOK (Ms)	Rebecca	B Ed
DAVIES (Miss)	Sheridyn	B Ed
DODGSHUN (Mrs)	Anne	B A, Grad Dip Ed (Sec)
ECKERSLEY (Mrs)	Viv	B Sc, Grad Dip Ed
EDMONDS (Mrs)	Rhonda	B Bus (Acctg), BA, Th Dip, Grad Dip Ed
FORWARD (Mr)	Kim	M Ed Stud, B Sc (Hons), Grad Dip Ed
FRANCIS (Mr)	Ian	B A, Grad Dip Ed, Grad Dip Hist Ed
GALE (Mrs)	Sherry	B Ed (Arts)
GANINO-DAY (Mrs)	Fiona	B A, Dip Ed, Post Grad Dip Stud Welf
GERVASI (Ms)	Cinzia	B Ed, Dip Vis Arts, Cert TESOL
GOMES (Mrs)	Pamela	BA, Dip Ed
GRAHAM (Mr)	Adam	B App Sc
GUSAK (Ms)	Lucy	B Bus, Grad Dip Ed, Post Grad Comp Ed, Med (IT)
HAMILTON (Mr)	Nigel	BA(Hons), Grad Dip Ed, Grad Dip Careers, M Ed
HEASLY (Mrs)	Berise	B Ed (MCAE), B Ed Stud, M Ed
HEASLY (Miss)	Jane	Dip Ed
HESTER (Ms)	Julie	B Ed(Sec Art/Craft)
HEWES (Miss)	Alicia	B Sc(Hons), Grad Dip Ed, M Ed

HOOD (Miss)	Amy	B Mus, B Teach
JARVIS (Miss)	Belinda	B A, Grad Dip Ed
JOHNSTONE (Miss)	Sarah	BA (Hons), Grad Dip Ed (Term 2)
KAIDER (Mrs)	Anna	B Sc (Hons), Dip Ed, M Ed
KERR (Mrs)	Mardy	B Ed (Lib)
KOUKOULLIDES (Miss)	Christalla	BA, Dip Ed
LILLEY (Mrs)	Jenny	BA, Dip Ed
LOK (Mr)	Ron	Dip Ed
MAHONEY (Mr)	Doug	BA, M Litt, Cert Teach, Grad Dip Curric, MACE
MARCUCCI (Ms)	Gracie	Dip T
MCKAY (Mr)	Joel	MA, B Sc(Ed)
MCKAY (Mrs)	Michelle	B Ed
MCPHIE (Mr)	Ross	B Ed
MELROSE (Miss)	Shellie	B A, Dip Ed, Adv Cert Graph Des, Adv Cert Corp Vid Prod
MESZAROS (Ms)	Annamaria	B Ed, Post Grad Cert Lib
MONOS (Mrs)	Chris	BA, Dip Ed
MOULDER (Mr)	Peter	B Sc(Hons), Grad Dip Ed
MULHOLLAND (Mr)	Maarten	MA (TESOL), BA, Dip TESOL, Dip T
MURPHY (Mr)	David	B Sc, Dip Ed
NEOPHYTOU (Ms)	Kerrie	B Ed, Post Grad Dip Ed, Dip Ed Grad Cert Early ChildhdStud, M.Ed,MACE
NOONAN (Mr)	Philip	B Ed
OATES (Ms)	Deborah	BA, B Ed, AISTD Dip
ONAL (Mrs)	Serap	BA, Dip Ed, B Ed
PANOUSIERIS (Mrs)	Robin	B Ed, Grad Dip Curric Devpt
PITTARD (Ms)	Emma	B Ed (Hons)
POCERVINA (Mrs)	Christine	B Ed
POLITINI (Mr)	Anthony	B Teach (Hons), BA
PRENDERGAST (Ms)	Sandra	B Com, BA, Grad Dip Acc, Dip Ed, Grad Cert Ed St
ROGERS (Mr)	Steve	B Ed, BA, Grad Dip Ed
RUMBLE (Mrs)	Glenda	B Ed
RYAN (Ms)	Ainslie	B Bus, B Teach
SADLER (Mr)	Duncan	B Ed
SCOTT-WILLIAMS (Mr)	Paul	B Mus Ed, Dip Eur, AGSM
SCUDERI (Mrs)	Francis	B A, Dip Ed
SEIVERS (Ms)	Brigitte	B App Sc, Dip Arts Des, Grad Dip Ed
SHATFORD (Miss)	Sarah	B Ed
SIDHOM (Mr)	Roger	B Ed
SINCLAIR (Mr)	Peter	B A, Dip Ed, Dip Gen Studs
SLEE (Mr)	Michael	B Sc, Dip Ed
SMITH (Mr)	John	MA (Hons), BA, Dip Ed, Dip Tchg
SNOWDEN (Ms)	Sally	B Sc, Dip Ed, Grad Dip Maths Sc, M Ed
SPALETA (Miss)	Juliana	B Sc, B Tchg
SPARKS (Ms)	Tanya	B Ed
SPYROU (Mrs)	Georgina	Dip T
STAFFORD (Mrs)	Jasmina	BA, Grad Dip Ed, Post Grad Dip Arch
STIPIC (Miss)	Claire	B Sc, BTeach(Hons)
TABONE (Mrs)	Joyce	B Bus, Grad Dip Ed (Sec)
THOMSON (Mrs)	Donna	BA, Dip Ed
THORNEYCROFT (Mrs)	Andrea	B Ed, Dip Ed
TIENSTRA (Mr)	Marc	BA Mus Perf(Hons), Grad Dip Ed
TREADWELL (Mrs)	Lyn	B Sc, M Sc, Grad Dip Ed
TSALAPATARIS (Mrs)	Elsa	B App Sc, Dip Ed, Grad Cert Maths
TYLER (Ms)	Michaela	B Ed
VLAHOPOULOS (Mrs)	Elpis	BA, Grad Dip Ed
WARD (Mr)	Chris	B Sc, Grad Dip App Sc, Grad Dip Ed, Grad Dip Mental Hlth
WILLIAMS (Ms)	Claire	BA, Dip Ed
WOODHOUSE (Mrs)	Belinda	B Sc, B Teach
WYATT (Ms)	Barbara	Dip T(MKTC), B Ed, Adv Cert Trav Opn, Dip Photo Journ, MACE
ZANIC (Mr)	Damien	Dip T
ZANKO (Ms)	Vera	B Ed

4. Expenditure & Teacher Participation in Professional Learning

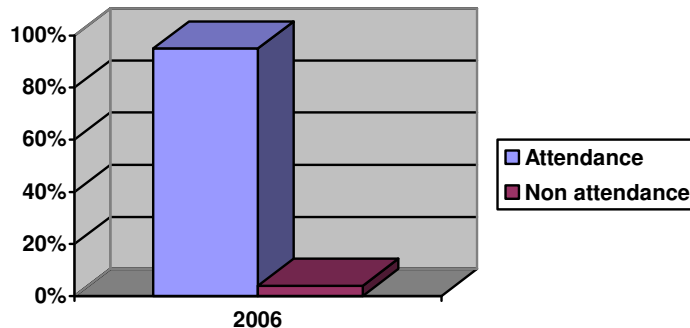
91 teachers participated in professional learning activities throughout the course of 2006. A total of \$50,000 of the College budget was spent on professional learning which involved activities such as the following:

- First Aid training
- Sports training
- Literature and Numeracy seminars
- General curriculum review
- Subject specific activities e.g. THRASS training, Indonesian, VCE units, VCAL and VET programs
- Classroom management
- Careers information

The average expenditure for professional learning per teacher was \$402.

5. Student Attendance

The average attendance rate for 2006 was 95.4%.



6. National Benchmarks achieved in AIM testing for Years 3, 5 and 7.

Year Level	No of students	Achieved Benchmark in Literacy	Achieved Benchmark in Numeracy
3	56	98%	95%
5	46	91%	98%
7	143	96%	90%

7. Changes in Benchmark from previous year

Year	Literacy B/m 2005	Literacy B/m 2006	% change	Numeracy B/m 2005	Numeracy B/m 2006	% change
3	93	98	+5	100	95	-5
5	98	91	-7	98	98	0
7	94	96	+2	82	90	+8

8. Value Added

Aitken College is committed to the view that education is first and foremost concerned with the acquisition of knowledge. It must also be accepted that knowledge can only be applied in a worthwhile manner if it is accompanied by a set of values that are generally held throughout the community.

Calculating the value of a school to the community is an impossible task. Some objective or quantitative information is available in the form of results in public examinations, retention rates and attendance rates, but there is no method of calculating the value to the community of people who are worthwhile or formative influences. Aitken College will continue to place an emphasis on the acquisition of values which equip young people to be influences for good in the community.

9. Average Standardised Assessment Results – Year 9

The median scores of Year 9 students doing standardised assessments (AIM test) are shown below using the Victorian Essential Learning Standards scale.

Reading	5.4	Spelling	5.4
Writing	5.5	Mathematics	5.1

**Data is not available for Year 10.*

10. Senior Secondary Outcomes

In 2006, Aitken College offered two pathways at senior level – the Victorian Certificate of Education (VCE) and the Victorian Certificate of Applied Learning (VCAL). 114 students completed the VCE. The pass rate was 100%. Two students completed the VCAL at Year 12 level.

The median enter score obtained by Aitken College VCE students was 68.3.

Median scores for each VCE study are shown in the table below:-

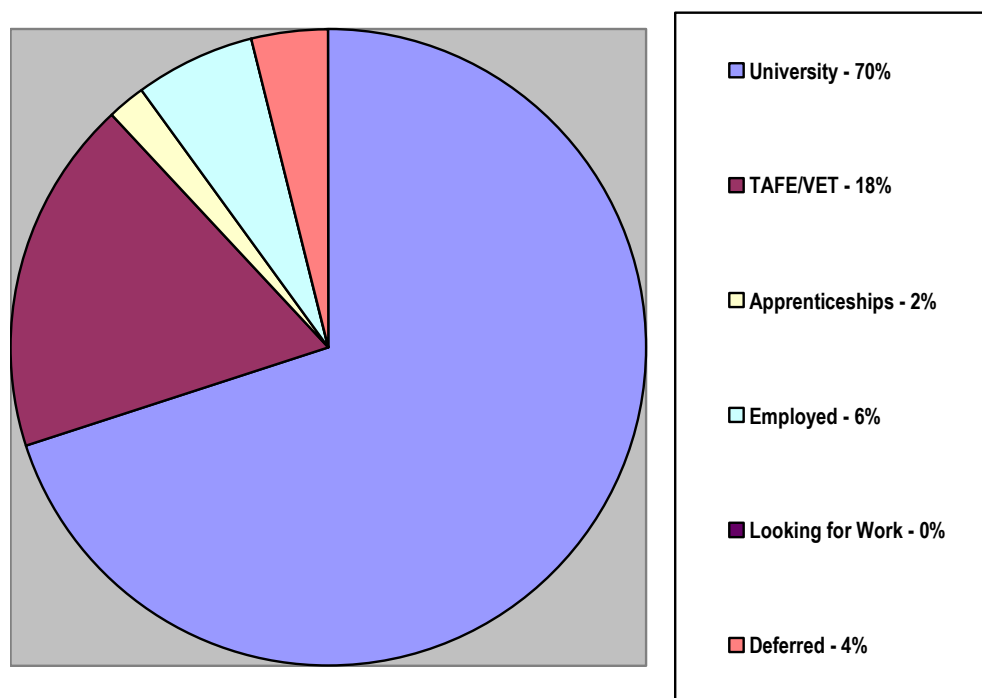
Study		Study	
Accounting	32.0	IT Applications	33.9
Biology	31.0	Legal Studies	33.5
Business Management	32.8	Literature	30.3
Chemistry	26.5	Mathematics Methods	32.2
Design and Technology	30.3	Physics	30.0
English	30.1	Psychology	31.1
Further Mathematics	33.2	Sociology	31.5
Health and Human Development	29.5	Specialist Mathematics	30.8
Indonesian Second Language	28.5	Visual Communication and Design	31.0

11. Proportion of Students retained to Year 12

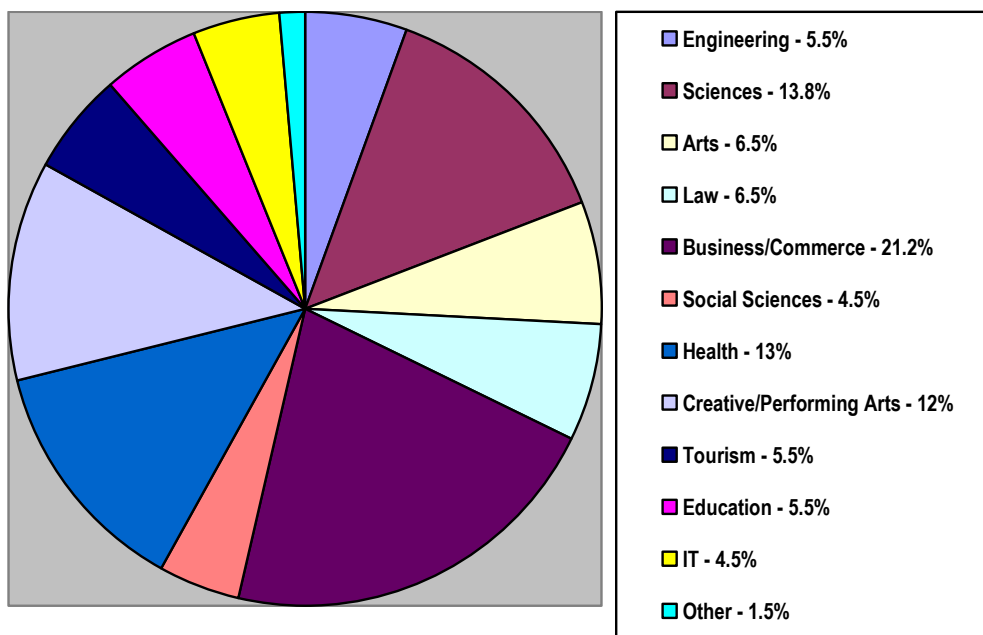
95.8% of the Year 9, 2003 cohort remained at the College to complete Year 12.

12. Post School Destinations

The figures shown in the pie charts below relate to the entire Year 12 cohort in 2006: *(Figures taken from On Track Data)*



VTAC offers by Course Types



13. Parent, student, teacher satisfaction

Over the calendar year, 2006, the College has assessed satisfaction levels in a variety of ways. Specifically, areas assessed include: curriculum; uniform; co-curricula programs; service delivery; facilities.

Respondents have been targeted as parents, staff and students, and data collected either informally through conversation, more formally through questionnaire on occasions, such as Open Day, and in a focussed and structured way by a questionnaire prepared by an outside agency such as EOWA.

There is a very high level of satisfaction with the curriculum and with teaching and learning. In particular, parents feel there is a wide spread of subjects or opportunities for their children to excel at something in their education. One change that has been exceptionally well received and successful is the introduction of the Victorian Certificate of Applied Learning (VCAL) as an alternative to VCE. Demand is now at the point where enrolment is subject to interview.

Educational Support is an aspect of operations that the College is working hard to augment. As a low-fee school, funding for salaries is always tight, and staffing for the College's new Learning Centre is not yet complete. This will take at least two more years, and in the interim, the College will have to rely on discretionary grants which may become available from the Commonwealth Government for the short term with contracted employment of specialist teachers, e.g. ESL and teacher aides.